



CONNECT



COLLABORATE



LEARN




USE

MAKING CONNECTIONS

The Power of Community to Improve Our Work

Today's Discussion



Our history and journey




Purpose



How we're supported in the work we do



Extending the conference vibe



Cindy Davis: The Ohio State University

- Public land-grant research university founded in 1870
- Main campus in Columbus, 5 regional campuses
- 67, 770 students, 49,000 employees
- 94% first year retention rate, 88% 6-yr graduation rate
- Using Blue since 2018
- Autumn project: 485,000 Fill out tasks, 55% response rate
- 10 question survey, same for everyone






Lisa Votodian

University of Pittsburgh

A few stats:

- State-related research university founded in 1787
- Member AAU
- Main campus and four regional campuses
- 33,000 students, 5,000 faculty, 7,000 staff
- With Explorance/Blue since 2016
- 15,000 teaching surveys annually
- DIG user






How we connected



Connections and Collaborations result in:

- Knowledge and skill building
- Informed decisions
- Improvements and enhancements
- Better experiences for students, faculty, and institutional leaders





Insider info on a feature or process

Resources


Same or different

Product roadmap

The Power of Community

Explains

COLLABORATE - LEARN - USE



Covid response

Bias and alerts in student comments

Report guidelines

Midterm surveys

Email format and set up

Increasing response rates

Beyond Blue

COVID-19 and the transition to remote teaching and learning

LEARN

- Should course evaluations happen?
- Should modifications be made?

CONNECT & COLLABORATE

- Post in the Community Forum and “buddy” email group.
- Results and recommendations presented to senior leadership.

USE

- Survey period reduced from three weeks to two.
- Special questions about the remote environment added.

PITT MIDTERM SURVEY WORKSHOPS

CONNECT & LEARN

- Interpreting and Utilizing Student Feedback for Change: Midcourse Surveys, Dr. Christina Bifulco – Rutgers University
- Session included info about faculty workshops and resources

CONNECT,
COLLABORATE &
LEARN

- Connect with Christina after the conference, gather details
- Collaborate with Pitt colleagues to customize experience

USE

- Proposal to senior leadership to offer customized department workshops
- Spring 2022 - Five workshops delivered
- Fall 2022 – offer a general workshop open to all faculty
- Additional resources on our website about gathering and using early term feedback.

OSU Formative Feedback (Midterm) Survey

CONNECT

- OSU Drake Institute/PITT

COLLABORATE & LEARN



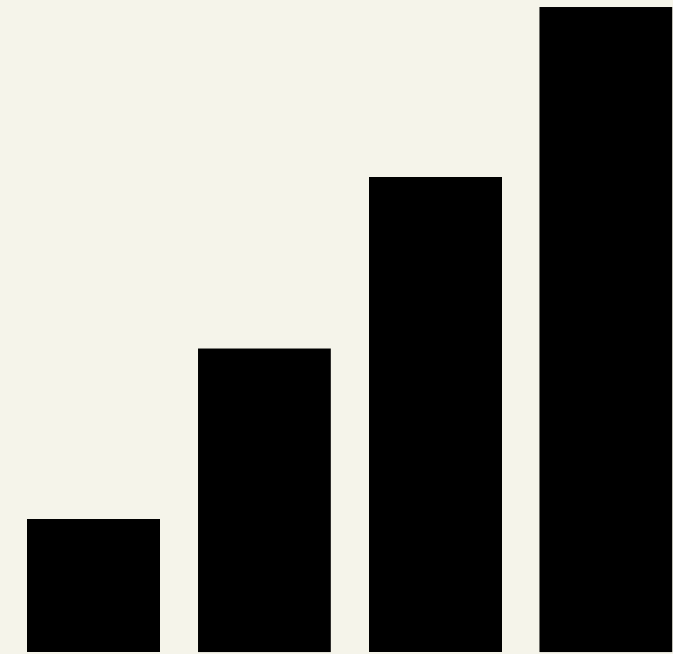
- Resource sharing
- Blue process


USE

- OSU implements midterm survey option summer 2022

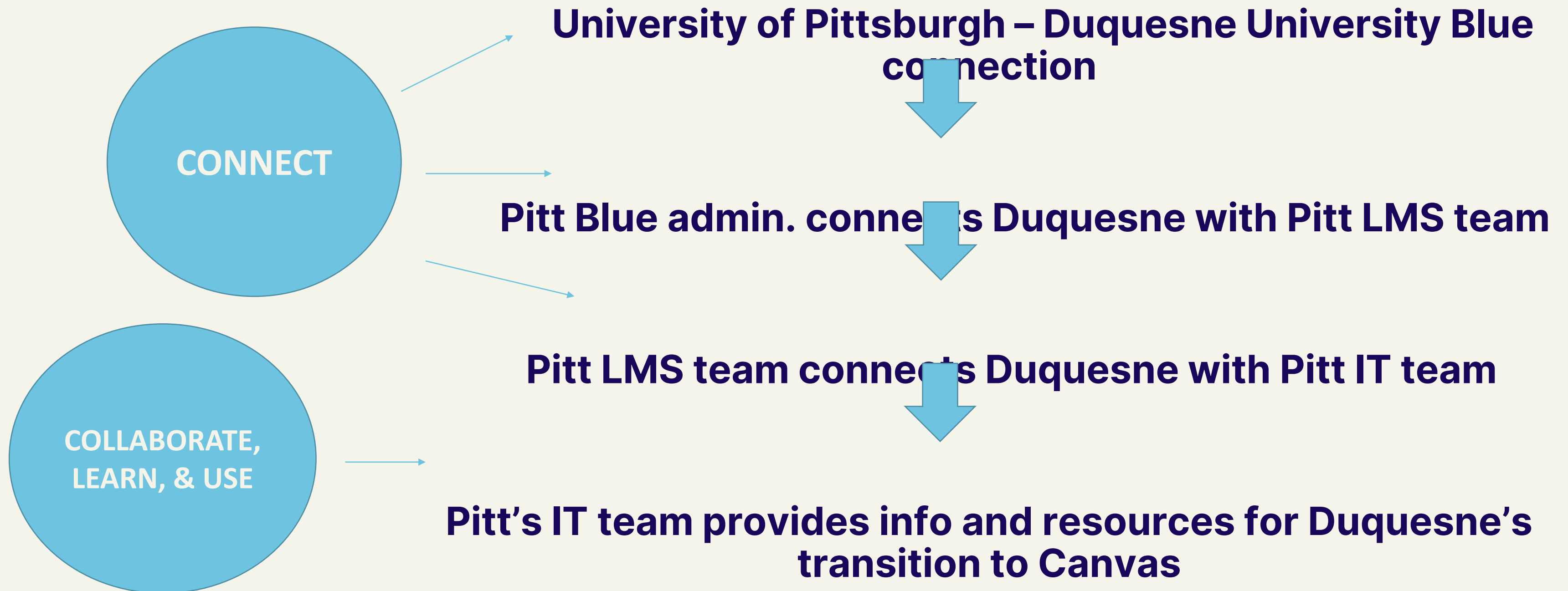
RESPONSE RATES

- **University of Toronto email template**
- **Communication strategies**
 - **Faculty**
 - **Students**
- **Incentives**
- **LMS integrations**
- **Blue8 – up to 5 automated reminders**





Beyond Blue – Duquesne University’s transition to Canvas



CONNECT

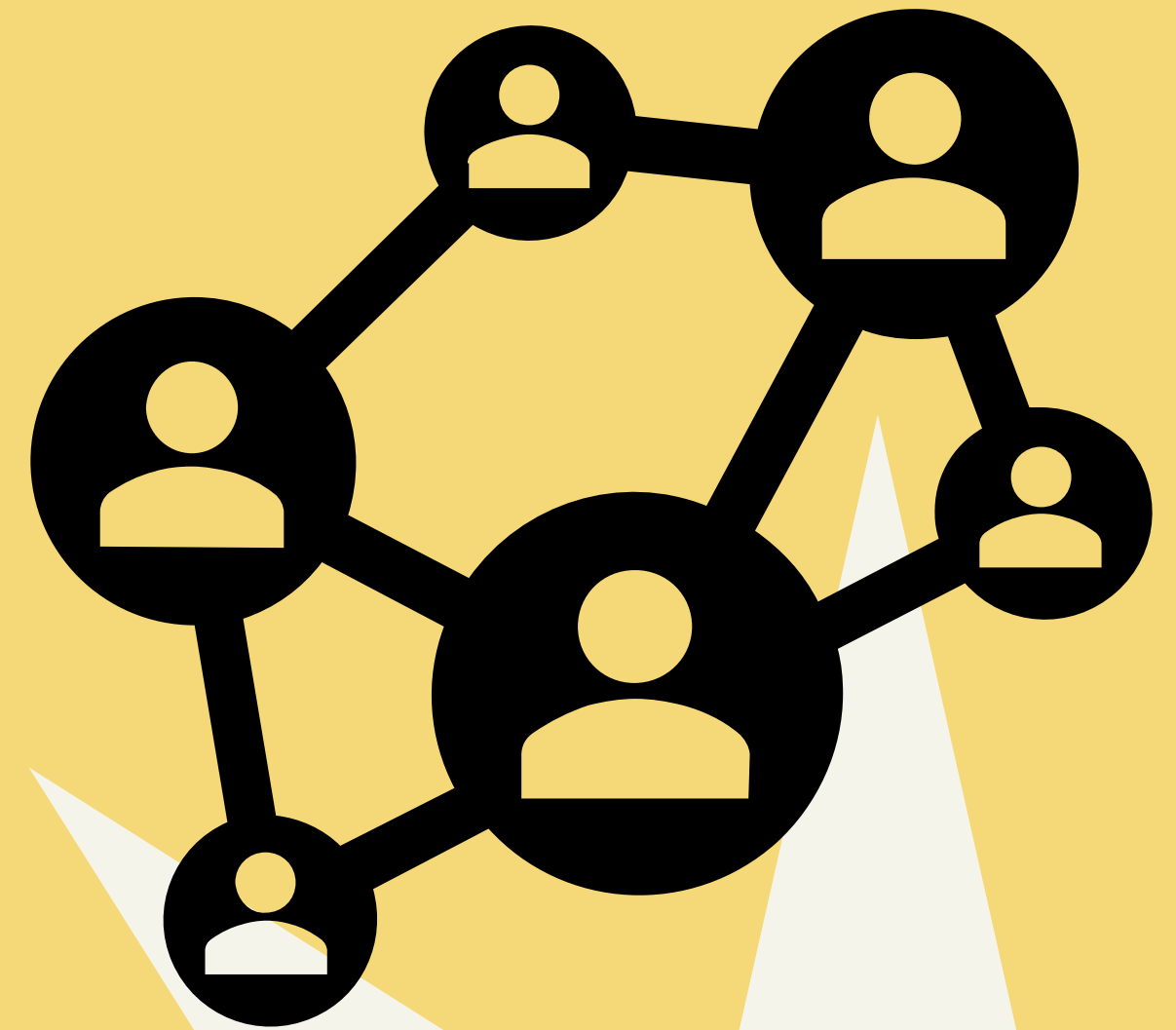
At the conference


Regional Bluenotes groups

Community groups

Community forums


Informal email buddy groups





Starting Now

- **Making connections here**
- **Structured networking**
- **Explorance customer service stations**
- **Informal connections: lunch, dinner, at the coffee station**



Institution and Contact Information		
Institution	University of Pittsburgh	The Ohio State University
Name	Lisa Votodian	Cindy Davis
Contact information	lav14@pitt.edu	SEIAdmin@osu.edu
Where is the teaching/course evaluation process housed in your institution?	Student Opinion of Teaching Surveys are administered by the Office of Measurement and Evaluation of Teaching. The office is part of our Center for Teaching and Learning. https://teaching.pitt.edu/	Administered by University Registrar, Oversight from an SEI Subcommittee of the Council on Academic Affairs (part of University Senate)
Administration Process		
What is the name of your teaching/course evaluation?	We use both "Student Opinion of Teaching Surveys" and "Teaching Surveys".	Student Evaluation of Instruction (SEI)
What is your average teaching/course evaluation period (1 week, 2 weeks?)	Our office sets standard dates each term scheduled for the last three weeks of class meeting days ending before finals week. Schools and departments have the option of adjusting dates for some/all of their classes. We recommend that schools use our dates whenever possible since all of our communication reflects the standard dates/deadlines.	Surveys open when a class is 90% complete: About 14 days for full term classes
Do surveys end before finals?	Our standard survey period ends before finals week begins however, schools can choose to extend surveys until the last day of the term.	Yes
Is your survey instructor or course based?	Instructor based, the majority of the survey questions are instructor related.	Instructor
Questions		
Does your institution use one standard set of teaching evaluation questions?	Historically, it has been the practice for each school to determine its own set of survey questions. Four questions about remote teaching and learning were added to all surveys sp/sum/fall 2020 and spring 2021. One question about diversity and inclusion was added to all spring 2021 surveys. This has given us the opportunity to generate institutional level aggregate reports.	Yes
Does this set include one overall teaching or course "effectiveness" question?	Some schools include an "overall" effectiveness question	Yes
Do you allow schools/departments/programs to add questions?	Yes, schools, departments, and programs all have the option to add questions.	No (not at this time)
Do you allow instructors to add questions?	Yes	No

Starting Next Week

Find your people:




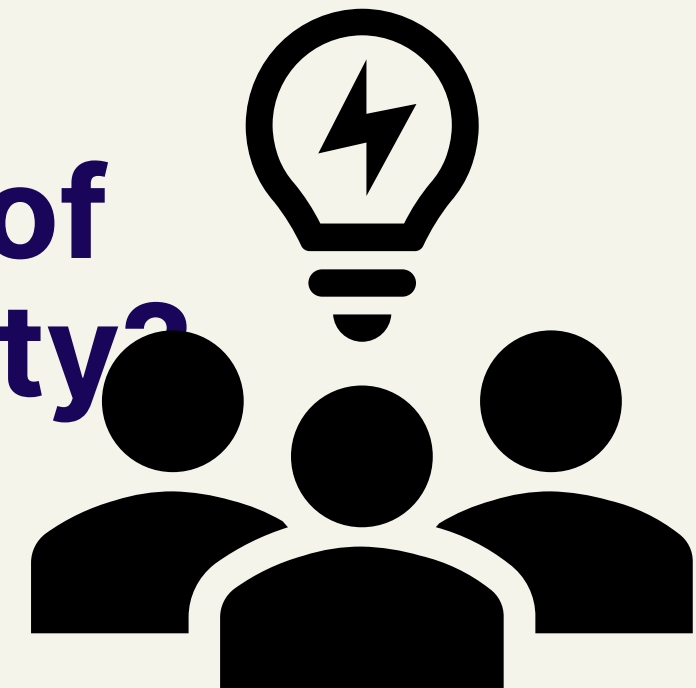
- **Community > Community Q&A > Teaching and Course Evaluation Process**

Don't doubt your expertise!

Yes, you do have time!

Looking Ahead

- **Possibilities for additional special interest groups**
- **Getting support from your institution**
- **What would help you boost your sense of connection to the Bluenotes community?**



Connections matter!

Cindy Davis
THE Ohio State University
davis.3822@osu.edu
[@3822davis](#)

Lisa Votodian
University of Pittsburgh
lav14@pitt.edu

